


**ANNUAL REPORT**  
**DECEMBER 31, 2011**



*Algaeve International B.V.*

Algarve International B.V.  
Naritaweg 165  
1043 BW Amsterdam  
The Netherlands  
Telephone: +31 (0) 20 572 2300  
Fax: +31 (0) 20 572 2650  
[www.algarveinternational.eu](http://www.algarveinternational.eu)  
Trade Register number: 34155411

# ANNUAL REPORT 2011

<b>CONTENTS</b>	<b><u>Page</u></b>
<b>Algarve at a Glance</b>	<b>2</b>
Profile of Algarve	2
<b>Supervisory Board</b>	<b>3</b>
<b>Report of the Supervisory Board</b>	<b>4</b>
Annual Accounts and Dividend Proposal	4
Composition and Profile of the Supervisory Board	4
Audit Committee	5
In Conclusion	6
<b>Report of the Board of Managing Directors</b>	<b>7</b>
Financial Report	7
Overview of the Activities and Business Outlook	7
Risk Analysis	7
Risk Management	8
Financial Analysis	8
Number of Employees	8
Future Developments	9
Financial Instruments	9
Report pursuant to Article 5:25c of the Financial Markets Supervision Act in the Netherlands	10
<b>Annual Accounts</b>	<b>11</b>
Balance Sheet as at December 31, 2011	11
Income Statement for the Year ended December 31, 2011	12
Cash Flow Statement for the Year ended December 31, 2011	13
Notes to the Annual Accounts	14
<b>Other Information</b>	<b>27</b>
Statutory Rules Concerning Appropriation of Result	27
Appropriation of Result for the Financial Year 2011	27
Post Balance Sheet Events	27
Independent Auditor's Report	28

## Algarve at a Glance

### Profile of Algarve International B.V.

The principal activity of Algarve International B.V. (hereinafter referred to as "Algarve") is the financing of affiliated companies and enterprises and to borrow, to lend or to raise funds, including the issuance of bonds and debentures and to create security in connection therewith.

Euroscut Sociedad Concessionária da Scut do Algarve, S.A., Lisbon, an affiliated company of Algarve, has been granted the Concession with respect to a shadow road in Southern Portugal, together with other facilities and works constituting a part of the Concession from time to time.

The Company directly lends to Euroscut Sociedad Concessionária da Scut do Algarve, S.A., Lisbon (hereinafter referred to as "Euroscut").

The Company has raised funds through the issuance of loans and bonds. Citibank N.A. Lisbon has been appointed as 'Security Trustee', the European Investment Bank, Luxembourg (hereinafter referred to as "EIB") as credit party and Syncora Guarantee Inc., New York (hereinafter referred to as "Syncora") as 'Guarantor' for respectively the issued loans and bonds.

Algarve was founded in 2001 and has been listed with bonds on the Luxembourg Stock Exchange since 2001.

Algarve is part of the Ferrovial Group ("hereinafter referred to as "Ferrovial"), with Ferrovial SA as its parent company which is listed on the Madrid Stock Exchange. Ferrovial operates as a manager of transportation infrastructure companies in Spain and internationally. Its construction activities include civil engineering and building activities comprising roads, railways, infrastructure, hydraulic, maritime, hydroelectric, industrial, and environmental works, as well as residential and non-residential building works; and engineering activities, such as road design, civil engineering and construction, and geotechnics, as well as water works, including dams, ports, and pipes. Ferrovial's construction activities also comprise structure pre-stressing; building water, waste treatment, and electricity generation plants; centralized works; design and production of modified bitumen and emulsions; design, planning, and construction of industrial chimneys, piles for bridges, and telecommunications towers; and sliding formwork. In addition, it operates and manages eight airports and manages 23 toll roads in Spain, Ireland, Portugal, Greece, Chile, Canada, and the United States. Further, Ferrovial is involved in facility management, infrastructure maintenance, airport handling, municipal and waste treatment services, waste management, gardening, and municipal and industrial cleaning services. Ferrovial SA was founded in 1952 and is based in Madrid, Spain.

## Supervisory Board

*name* **D. Haarsma (1948)**  
*function* Chairman  
*nationality* Dutch  
*first appointed* 2010  
*current term* until AGM 2014  
*expertise* management strategy and risks inherent to the company's business; management selection, recommendation and development; compliance, shareholder and employee relations, Dutch corporate income tax, cross border business, mergers and acquisitions, setup of investment funds, financial sector  
*other functions* Director of DHA Management B.V. and Guess? Europe B.V., Board Member of Stichting For Advanced Research in Electronics

*name* **P. van Maurik (1973)**  
*nationality* Dutch  
*first appointed* 2010  
*current term* until AGM 2014  
*expertise* financial administration, accounting, financing, compliance, internal risk management, cross border business, financial sector  
*other functions* Managing Director of Animex Netherlands B.V., Lupin Holdings B.V., Robbins & Meyers B.V., Teekay Netherlands European Holdings B.V., Teekay Offshore European Holdings Cooperatiëf U.A., Lucasfilm Animation Company Singapore B.V., Lucasfilm Animation Company Limited B.V., IPIC International B.V., Waldorf Services B.V., Africatel Holdings B.V., Agility Logistics International B.V., Midstream Holding B.V., PWC Logistics Services Holding B.V., St. Jude Medical Holdings B.V., Underwriters Laboratories B.V. and Underwriters Laboratories Holdings B.V., Proxy Holder A of Trust International Management (T.I.M.) B.V., Europe Management Company B.V. and Management Company Strawinsky B.V., Account Manager Financial at Citco Nederland B.V.

*Secretary to the Supervisory Board*  
J.P.V.G. Visser (1981)

## Report of the Supervisory Board

The past year was quite turbulent and if we look at what happened in the world in 2011, such as the ongoing effects of the global financial crisis that started in 2008, it looks as if the measures that governments took have had little effect and are now starting to boomerang, especially in the United States and Europe, which are facing huge deficits in public budgets. This led to fierce discussions about public funding in the United States and particularly in Europe about the aid to Greece, Spain, Portugal and the implications for the Euro.

The Supervisory Board is convinced that Algarve will be able to withstand the consequences of the financial crisis in Portugal and has confidence in the future of Algarve.

### Annual Accounts and Dividend Proposal

The Annual Report includes the Annual Accounts as per December 31, 2011 which are accompanied by an unqualified audit opinion from the external auditor, Deloitte Accountants B.V. ('Deloitte'). These Annual Accounts were prepared in accordance with the statutory provisions of section 9 of Book 2 of the Dutch Civil Code and the firm pronouncements in the Guidelines for Annual Reporting in the Netherlands as issued by the Dutch Accounting Standards Board.

We have discussed the Annual Accounts with the Board of Managing Directors in the presence of Deloitte. We are of the opinion that the Annual Accounts and the report of the Board of Managing Directors provide a true and fair picture of the state of affairs of Algarve and form a good basis to hold the Board of Managing Directors accountable for the management policies pursued and the Supervisory Board accountable for its supervision of the management policies pursued. We have signed the Annual Accounts pursuant to our statutory obligation under Article 210 paragraph 2 of Book 2 of the Dutch Civil Code.

We propose that the shareholders adopt the 2011 Annual Accounts and grant discharge to the Board of Managing Directors for its management and the Supervisory Board for its supervision. We endorse the proposal of the Board of Managing Directors that the net result for the financial year 2011 amounting to EUR 458,316 is being transferred to the reserves without payment of dividend. Due to uncertainty of the social and economical developments in the Algarve region, we agree with the contemplated increase of the reserves of the Company to have a buffer to withstand any financial difficulties.

### Composition and Profile of the Supervisory Board

The Supervisory Board comprises of 2 individuals with Dutch nationality. Information about each member of the Supervisory Board is included on page 3. The profile of the Supervisory Board describes the range of expertise that should be represented in our Supervisory Board. The profile relates to knowledge and experience in the fields of strategy, finance, financial control, information technology, management and organization in the financial sector. The divisions of duties within the Supervisory Board are laid down in a set of regulations. In our opinion both the composition of the Supervisory Board and the expertise and experience of the individual members meet the stipulated requirements.

The requirements of the Dutch Corporate Governance Code<sup>1</sup> (hereinafter referred to as the "Code") are fulfilled with respect to the independence of the Supervisory Board members. Exception hereof is Mr. P. van Maurik, who is proxy holder A of Trust International Management (T.I.M.) B.V., Europe

---

<sup>1</sup> the Dutch Corporate Governance Code applicable for the financial year 2011.

Management Company B.V. and Management Company Strawinsky B.V., and is therefore not independent as defined by the Code (provision III.2.2). This exception together with the composition of our Supervisory Board does not interfere with the independence stipulation. In addition both Supervisory Board members do not carry out any other functions that could jeopardize their independence.

During the year under review none of the Supervisory Board members held any shares, or certificates of shares in the Company or securities related neither to the Company nor in the ultimate beneficial owners of the Company.

In the year under review two scheduled meetings were convened by the Supervisory Board and the Board of Managing Directors. Both Supervisory Board members and three members of the Board of Managing Directors were present during these meetings. The major issues discussed during these meetings included amongst others the findings of the external audit performed by Deloitte.

### **Audit Committee**

According to Dutch regulations a Public-Interest Entity has the obligation to install an Audit Committee, as from August 25, 2008. However, pursuant to Article 3, paragraph a of the Decree dated July 26, 2008, ("*AMvB, Staatsblad 2008, Nr. 323*") a Public-Interest Entity could apply for the exemption to avoid installing an Audit Committee, in case the parent company of the Company installed an Audit Committee which met the requirements of the Code. As from December 3, 2009, the Company no longer made use of the aforementioned exemption. On December 29, 2009, the shareholders of the Company decided to install a Supervisory Board at the level of the Company itself.

Based on best practice provision III.5 of the Code the Supervisory Board needs to appoint amongst its members an audit committee, a remuneration committee and a selection and appointment committee, in case the Supervisory Board consists of more than four members. The function of the committees is to prepare the decision-making of the Supervisory Board. The Supervisory Board decided, after approval from the shareholders on February 8, 2010, not to appoint an audit committee, remuneration committee or selection and appointment committee and therefore best practice provisions III.5.4, III.5.5, III.5.8, III.5.9, III.5.10, III.5.14, V.1.2, V.2.3, V.3.1, V.3.2 and V.3.3 of the Code apply to the entire Supervisory Board.

The composition of the Supervisory Board is in accordance with the requirements of the Code. Collectively the members possess the required experience and financial expertise to supervise the Company's financial activities, annual accounts and risk profile. Mr. P. van Maurik has been acting as the financial expert within the meaning of the Code.

## In Conclusion

We thank the Board of Managing Directors and staff who has dedicated themselves to Algarve on a daily basis. We are aware of the challenges that the remaining and future years will bring us but we feel confident that Algarve will be able to withstand these challenges through its strong position.

Amsterdam, April 20, 2012



---

D. Haarsma



---

P. van Maurik

## Report of the Board of Managing Directors

### Financial Report

#### Overview of Activities and Business Outlook

The financial crisis has led to a world-wide stagnation of economic growth and Algarve also faced the impact thereof in the years 2010 and 2011 after several years of growth in revenue and profit. In the financial year 2011 both revenue and profit reduced significantly compared to the previous year.

The result is that the expected global economic recovery in early 2011 has not materialized. This has also affected our activities, though more indirectly. In Portugal, after a recovery in traffic in the Algarve region during the high season months in 2010, mainly as a result of the recovery of the tourism sector, the downward trend started again from mid-September 2010 and this trend has continued throughout 2011 as a consequence of the loss of importance of the tourism in the general mobility.

Based on the traffic figures in September 2011, the average number of cars has declined with 6.3% in comparison to September 2010 (20,094 versus 18,826).

A petition is expected during 2012 representing signatures from tens of thousands motorway users in the Algarve as well as other citizens who are against the tolls levied in the region. The petition focuses on the immediate suspension of tolls being levied on the highways. The traffic on the normal EN125 has increased significantly and the traffic on the A22 has dropped over 60%, leading to the Euroscut's admission that the traffic volume was at 'intensity zero'.

Euroscut faces social and economical collapse in the Algarve, with one of the highest unemployment levels in the country, as the tourists (especially from Spain) are boycotting the region.

It has been predicted that the Portuguese economy will not significantly recover in 2012. Algarve depends on the performance of Euroscut in respect of the on-charge of expenses, the repayment of the principal of the loans and interest thereof.

The Board of Managing Directors has received indications that Euroscut is dealing with financial difficulties. Nevertheless, it is expected that Algarve will be able to withstand the consequences of the financial crisis in Portugal and will be able to fulfill its outstanding obligations.

#### Risk Analysis

Algarve has no operations of its own, so holders of the bonds and the creditors must depend on Euroscut to provide Algarve with sufficient funds to make payments on the notes and any invoices when due.

Algarve is a financing company, incorporated and existing under the laws of the Netherlands. The ability of Algarve to pay principal, interest and other amounts due on the notes will depend upon Euroscut's financial condition and results of operations. In the event of an adverse change in Euroscut's financial condition or results of operations, Algarve may not have sufficient funds to repay all amounts due on or with respect to the notes.

## **Risk Management**

### Authorization level

Managing Directors are bound by clear restrictions regarding representative authorization. All agreements and instruments must be approved by at least one Dutch resident Managing Director A and two Managing Directors B together, unless a power of attorney has been issued in this respect.

### Audit Committee

The duties of the Audit Committee are performed by the Supervisory Board, ensuring an independent monitoring of the risk management process from the perspective of its supervisory role. The Supervisory Board focuses on the quality of the internal and external reporting and the performance of the external auditor.

### External Audit

The accounts of Algarve are audited every six months by an external auditor (Deloitte). These audits take place on the basis of generally accepted auditing standards within the Netherlands.

### Advisory Roles

The external auditor (Deloitte) does not act in an advisory capacity except where activities relating to the annual accounts are concerned. Professional advice is provided by third party experts, such as tax advisors, Dutch notaries and Civil-Law lawyers.

### Declaration

The Board of Managing Directors believes that the internal risk management and control systems described above provide a reasonable level of assurance that the annual accounts do not contain any material misstatements and that these systems operated properly during the year under review. The Board of Managing Directors has no indication that these systems will not operate properly during the current year.

## **Financial Analysis**

In 2011, the operating income decreased by 3.71% to EUR 15,493,806, compared to EUR 16,090,035 in 2010. The decrease was mainly due to the repayment of EUR 9,891,000 on the loan from the EIB.

The general and administrative expenses decreased by 42.87% to EUR 468,327, compared to EUR 819,766 in 2010. In 2010 a waiver fee was paid to the EIB.

The total amount of assets decreased by 4.40% to EUR 224,932,483 compared to EUR 235,291,832 in 2010. The decrease of the total assets is mainly due to the payment of an installment of the Loan. During the year under review, the Company recorded a net profit of EUR 458,316.

## **Number of employees**

At the end of 2011 Algarve did not have any employees (2010: 0).

## **Future Developments**

The Board of Managing Directors does anticipate that the outstanding Loans and Bonds will be repaid in 12 installments of which the next one will take place on December 15, 2012.

## **Financial instruments**

The Company's financial instruments comprise of the bank loan Tranche A, the guaranteed bonds Tranche B and the funding of these amounts to Euroscut directly for the group's operations.

The fair value of the Bonds with amortized cost of EUR 101,453,000 has been determined on the basis of its listing on the Luxembourg Stock Exchange. The rate as per December 31, 2011 quoted the Bonds at 117.94 % (2010: 117.94%). The rate has remained unchanged since February 23, 2007 as these bonds have not been traded since said date.


The fair value of the loans granted to an affiliated party is based on the discounted cash flows of future loan repayments and interest payments. The discount rate applied is based on the calculated market rates for the loans obtained and approximates 4.49% for Tranche A and 3.63% for Tranche B as at December 31, 2011.

As a result the net fair value at December 31, 2011, of the loans obtained and granted represents the discounted value of the 0.25% margin between the interest rates on the loans obtained and the interest rates on the loans granted, amounting to approximately EUR 4.3 million.


## Report pursuant to Article 5:25c of the Financial Markets Supervision Act in the Netherlands

In the opinion of the Board of Managing Directors, the Annual Accounts as per December 31, 2011, of Algarve International B.V. give a true and fair view of the assets, liabilities, the financial position, and the profit or loss of Algarve International B.V. as per December 31, 2011 and further give a true and fair view of the course of events during 2011 of Algarve International B.V., whose details are included in the Annual Accounts. The significant risks Algarve International B.V. faces are described in this annual report.


Amsterdam, April 20, 2012



Trust International Management (T.I.M.) B.V.  
As: Managing Director A




F.J. Clemente Sanchez  
As: Managing Director B



Management Company Strawinsky B.V.  
As: Managing Director A



M.A. Cabrera Morales  
As: Managing Director B



Europe Management Company B.V.  
As: Managing Director A



V. Domingues dos Santos  
As: Managing Director B

## Balance Sheet as at December 31, 2011 (before appropriation of results)

<b>ASSETS</b>	<i>Notes</i>	<b>2011</b> EUR	<b>2010</b> EUR
<b>Financial Fixed Assets</b>			
<i>Loan Tranches from Affiliated Companies</i>			
Tranche A – Loan @ 6.65% to Euroscut	(5)	101,453,000	101,453,000
Tranche B – Loan @ 6.75% to Euroscut	(5)	118,440,000	120,109,000
		<u>219,893,000</u>	<u>221,562,000</u>
<b>Current Assets</b>			
Loan Tranches from Affiliated Companies	(5)	1,669,000	9,891,000
Interest Receivable from Affiliate	(6)	656,638	684,456
Prepaid Expenses and Other Receivables		0	181,523
Corporate Income Tax Receivable		8,055	3,388
Interest Receivable		768	605
Intercompany Receivable	(7)	47,350	35,060
<b>Total Receivables</b>		<u>2,381,811</u>	<u>10,796,032</u>
Cash at Banks	(8)	2,657,672	2,933,800
<b>Total Current Assets</b>		<u>5,039,483</u>	<u>13,729,832</u>
<b>TOTAL ASSETS</b>		<u>224,932,483</u>	<u>235,291,832</u>
<b>SHAREHOLDER'S EQUITY AND LIABILITIES</b>			
<b>Equity</b>			
	(9)		
Issued and fully paid up share capital		18,000	18,000
Retained earnings		2,226,938	1,763,546
Net result for the year		458,316	463,392
<b>Total Equity</b>		<u>2,703,254</u>	<u>2,244,938</u>
<b>Non-Current Liabilities</b>			
Tranche A – Guaranteed 6.40% Bonds	(10)	101,453,000	101,453,000
Tranche B – European Investment Bank	(10)	118,440,000	120,109,000
Loan Tranches A and B Payable	(10)	219,893,000	221,562,000
<b>Current Liabilities</b>			
Loan Tranches A and B Payable	(10)	1,669,000	9,891,000
Interest Payable Loan Tranches A and B	(11)	632,140	658,928
Accounts Payable and Accrued Expenses	(12)	35,089	27,832
Intercompany Payable		0	181,523
Dividend Payable	(9)	0	725,611
<b>Total Current Liabilities</b>		<u>2,336,229</u>	<u>11,484,894</u>
<b>TOTAL SHAREHOLDER'S EQUITY AND LIABILITIES</b>		<u>224,932,483</u>	<u>235,291,832</u>

## Income Statement for the Year ended December 31, 2011

	<i>Notes</i>	<b>2011</b>	<b>2010</b>
		<i>EUR</i>	<i>EUR</i>
<b><u>Operating Income/(Expenses)</u></b>			
<i>Interest Income Loans Receivable</i>	(14)		
Tranche A – Loan 6.65% to Euroscut		6,746,624	7,287,952
Tranche B – Loan 6.75% to Euroscut		8,747,182	8,802,083
<b><u>Total Interest Income Loans Receivable</u></b>		15,493,806	16,090,035
<i>Interest Expense Loan Payable</i>	(15)		
Tranche A – Guaranteed 6.40% Bonds		6,492,992	7,013,969
Tranche B – European Investment Bank		8,423,212	8,477,083
<b><u>Total Interest Expense Loan Payable</u></b>		(14,916,204)	(15,491,052)
		577,602	598,983
<b><u>Other Operating Expenses</u></b>			
General and Administrative Expenses	(16)	(468,327)	(819,766)
On-charge Expenses to Euroscut	(17)	468,327	819,766
		0	0
<b><u>Financial Income/(Expenses)</u></b>			
Interest Income Banks		18,223	9,284
Interest on Corporate Income Tax		1,851	(417)
		20,074	8,867
Result before Corporate Income Tax		597,676	607,850
Deferred Tax on Securities	(18)	0	0
Corporate Income Tax	(18)	(139,360)	(144,458)
		(139,360)	(144,458)
<b>NET RESULT FOR YEAR</b>		<b>458,316</b>	<b>463,392</b>

(expressed in euro)

## Cash Flow Statement 2011

	2011		2010	
	EUR	EUR	EUR	EUR
<b>Cash flow from operating activities</b>				
Repayment of loans payable	(5)	9,891,000		8,513,450
Repayment of loans receivable	(5)	(9,891,000)		(8,513,450)
Interest received loans receivable	(14)	15,521,625		16,087,769
Interest paid loans payable	(15)	(14,942,992)		(15,487,853)
Corporate income tax paid		(142,176)		(137,243)
General and administrative expenses	(16)	(461,069)		(518,321)
On-charge expenses to Euroscut	(17)	456,037		559,546
Subtotal		431,425		503,898
<b>Cash flow from financing activities</b>				
Interest income banks		18,058		8,752
Dividend paid		(725,611)		0
Subtotal		(707,553)		8,752
<b>Cash flow from investment activities</b>		0		0
Subtotal		0		0
Increase / (decrease) cash and cash equivalents		(276,128)		512,650
<b>Movements in cash and cash equivalents</b>				
Cash and cash equivalents at the beginning of the year		2,933,800		2,421,150
Increase / (decrease) cash and cash equivalents		(276,128)		512,650
Cash and cash equivalents at the end of the year		2,657,672		2,933,800

## Notes to the Annual Accounts

### 1 General

#### a Group Affiliation and Principal Activities

Algarve International B.V. (hereinafter the "Company" or "Algarve"), has been incorporated on April 23, 2001 and is a private company with limited liability, with its statutory seat in Amsterdam and having its place of business at Naritaweg 165, Amsterdam, the Netherlands.

#### b Group structure

The Company is part of the Ferrovial Group, with Ferrovial S.A. as the parent company, which is listed on the Madrid Stock Exchange. Ferrovial S.A. was founded in 1952 and is based in Madrid, Spain. The financial statements of the Company are included in the consolidated financial statements of Ferrovial S.A. Copies of the consolidated financial statements of Ferrovial S.A. are available at cost price from the offices of Algarve International B.V.

#### c Changes in the accounting policies

The accounting policies have not changed in 2011.

#### d Related-party transactions

All legal entities that can be controlled, jointly controlled or significantly influenced are considered to be a related party. Also, entities which can control the company are considered a related party. In addition, statutory directors and close relatives are regarded as related parties.

Significant transactions with related parties are disclosed in the notes insofar as they are not transacted under normal market conditions. The nature, extent and other information is disclosed if this is required for to provide the true and fair view.

#### e Estimates

The preparation of financial statements in conformity with the relevant rules requires the use of certain critical accounting estimates. It also requires management to exercise its judgment in the process of applying the Group's accounting policies. If necessary for the purposes of providing the view required under Section 362(1), Book 2, of the Dutch Civil Code, the nature of these estimates and judgments, including the related assumptions, is disclosed in the notes to the financial statement items in question.

#### f Basis of Presentation

The annual accounts were prepared in accordance with the statutory provisions of Part 9, Book 2, of the Dutch Civil Code and the firm pronouncements in the Guidelines for Annual Reporting in the Netherlands as issued by the Dutch Accounting Standards Board. The annual accounts are denominated in Euro.

The balance sheet and income statement include references to the notes.

#### g Notes to the cash flow statement

The cash flow statement has been prepared applying the direct method. The cash and cash equivalents in the cash flow statement comprise the balance sheet item cash at banks.

## 2 Accounting Policies for the Balance Sheet and P&L

### a General

In general, assets and liabilities are stated at the amounts at which they were acquired or incurred, or fair value. If not specifically stated otherwise, they are recognized at the amounts at which they were acquired or incurred.

### b Comparison with Prior Period

The principles of valuation and determination of result remained unchanged compared to the prior year.

### c Financial Fixed Assets

Other receivables disclosed under financial assets include issued loans and other receivables as well as purchased loans and debentures that will be held to their maturity date. These receivables are initially measured at fair value, and subsequently carried at amortized cost. If debentures are acquired or loans are issued at a discount or premium, the discount or premium is recognized through profit or loss over the maturities of the debentures or loans using the effective interest method. Also transaction costs are included in the initial valuation and recognized in profit or loss as part of the effective interest method. Impairment losses are deducted from amortized cost and expensed in the income statement.

### d Current Assets

Receivables included in financial fixed assets are valued at the amounts at which they were acquired or incurred, or fair value. If not specifically stated otherwise, they are recognized at the amounts at which they were acquired or incurred.

### e Impairment of Non Current Assets

The Company assesses at each balance sheet date whether there is objective evidence that a financial asset or a group of financial assets is impaired. If any such evidence exists, the impairment loss is determined and recognized in the income statement.

The amount of an impairment loss incurred on financial assets stated at amortized cost is measured as the difference between the asset's carrying amount and the present value of estimated future cash flows, discounted at the financial asset's original effective interest rate (i.e. the effective interest rate computed at initial recognition). If, in a subsequent period, the amount of the impairment loss decreases and the decrease can be related objectively to an event occurring after the impairment was recognized, the previously recognized impairment loss shall be reversed. The reversal shall not result in a carrying amount of the financial asset that exceeds what the amortized cost would have been had the impairment not been recognized at the date the impairment is reversed. The amount of the reversal shall be recognized in profit or loss.

### f Cash and Cash Equivalents

Cash and cash equivalents include cash in hand, bank balances and deposits held at call with maturities of less than twelve (12) months. Bank overdrafts are shown within borrowings in current liabilities on the balance sheet. Cash and cash equivalents are stated at nominal value.

### g Non-Current Liabilities

Borrowings are initially measured against cost price plus transactions costs incurred in obtaining the liability at first recognition and hereafter at amortized cost. Borrowings are subsequently

stated at amortized cost, being the amount received taking account of any premium or discount, less transaction costs.

Any difference between the proceeds (net of transaction costs) and the redemption value is recognized as interest in the income statement over the period of the borrowings using the effective interest method.

#### **h Dividends**

This annual report contains a balance sheet before profit appropriation (as recommended by the Dutch Accounting Standards Board). Retained earnings (i.e. profit for the year) are recognized as the last item in equity.

#### **i Financial Instruments**

The Company's financial instruments comprise the guaranteed bonds Tranche A, the bank loan Tranche B and the lending of these amounts to Euroscut, directly for the group's operations.

Expenses related to the financial instruments are charged on to Euroscut.

Fair value is the amount for which an asset could be exchanged, or a liability settled, between knowledgeable, willing parties in an arm's length transaction. If no fair value can be readily and reliably established, fair value is approximated by deriving it from the fair value of components or of a comparable financial instrument, or by approximating fair value using valuation models and valuation techniques. Valuation techniques include using recent arm's length market transactions between knowledgeable, willing parties, if available, reference to the current fair value of another instrument that is substantially the same, discounted cash flow analysis and option pricing models, making allowance for entity-specific inputs.

### **3 Accounting Policies of the Income Statement**

#### **a Recognition of Income and Expense**

Income and expenses are recognized in the year they are realized, unless stated otherwise.

#### **b Financial Income and Expenses**

##### *Interest paid and received*

Interest paid and received is recognized on a time-weighted basis, taking account of the effective interest rate of the assets and liabilities concerned. When recognizing interest paid, allowance is made for transaction costs on loans received as part of the calculation of effective interest.

#### **c Dutch Corporate Income Tax**

The Company is subject to Dutch Corporate Income Tax and therefore, the tax payable is calculated by application of the relevant rate to the amount of taxable profit.

### **4 Financial Instruments and Risk Management**

#### **a Price Risk**

##### *Currency risk*

The Company mainly operates in the European Union. The Company has currently no currency risks.

**Interest rate and cash flow risk**

The Company incurs interest rate risk on interest bearing receivables (in particular those included in financial assets, securities and cash) and on interest bearing non-current and current liabilities (including borrowings).

Where floating-interest loans and receivables are concerned, the Company incurs risk regarding future cash flows. In addition, the Company incurs risks on fixed interest loans and receivables with respect to the fair value due to changes in the market rate of interest. No financial derivatives for interest rate risk are contracted with regard to the receivables.

**b Credit Risk**

The Company does not have any significant concentrations of credit risk. Services are being provided subject to payment deadlines ranging between eight (8) and thirty (30) days. A different payment period may apply to major supplies, in which case additional securities are demanded, including guarantees.

For banks and financial institutions, only independently rated parties with a minimum rating of 'A' are accepted.

The Company has issued loans to associates. These counterparties do not have a history of non-performance.

**c Liquidity Risk**

The Company does not use several banks in order to avail itself of a range of overdraft facilities. Where necessary, further securities will be furnished to the bank for available overdraft facilities.

**5 Loan Tranches from Affiliated Companies**

	<b>2011</b>	<b>2010</b>
<b>Tranche A - Loan @ 6.65% to Euroscut</b>		
Facility: EUR 126,500,000 from July 2, 2001 until June 15, 2027 at a rate of 6.65%		
Opening balance	101,453,000	101,453,000
Reclassification current assets	<u>0</u>	<u>0</u>
	101,453,000	101,453,000
 <b>Tranche B - Loan @ 6.75% to Euroscut</b>		
Facility: EUR 130,000,000 from July 2, 2001 until December 15, 2025 at a rate of 6.75%		
Reclassification current assets	120,109,000	130,000,000
	<u>(1,669,000)</u>	<u>(9,891,000)</u>
	118,440,000	120,109,000
	<u>219,893,000</u>	<u>221,562,000</u>

The Company directly lends on for the same amount as the amounts borrowed from EIB, as is stated in the Loan agreement to Euroscut. The loan is divided into two tranches:

#### Tranche A

The issuer lends Euroscut EUR 126,500,000, following the issue of bonds for the same amount. The loan was provided to finance the construction of motorway stretches. Interest is calculated on the same basis as the bonds at 6.40% p.a. (being 365 days) plus a spread of 0.25% (6.65%). The Company shall repay the Tranche A loan in accordance with the Tranche A Amortization Schedule. The final repayment has been scheduled accordingly on June 15, 2027.

#### Tranche B

The agreement foresees that the funds which were received from a loan due to the EIB of EUR 130,000,000 may be ceded to Euroscut. This loan is incurred to finance the construction of road stretches and bears interest at 6.50% p.a. (being 360 days) plus a spread of 0.25% (6.75%) payable in December each year. The Company shall repay the Tranche B loan in accordance with the Tranche B Amortization Schedule.

The final repayment has been scheduled accordingly on December 15, 2025. Due to the downgrade of Syncora the interest has increased by 0.50% as per December 31, 2010, these changes have been reflected in the aforementioned percentages.

#### *Increase of interest*

On June 9, 2010, the European Investment Bank ('EIB') sent a letter to the Company with a copy addressed to Cintra Concesiones de Infraestructuras de Transporte, S.A., Syncora Guarantee, Inc. and Citibank N.A., with respect to the Scut Algarve PPP. In the letter the Company was notified that Syncora Guarantee, Inc. (formerly known as: XL Capital Assurance, Inc.) has been downgraded by three approved rating agencies.

Due to the downgrading of Syncora Guarantee, Inc., the EIB has advised that, without altering or affecting the nature, extent, validity or enforceability of the EIB Financial Guarantee, the EIB will waive its rights under the EIB Facility Agreement, exclusively, in relation to the aforementioned downgrades (the "EIB Waiver").

The EIB Waiver is subject to and conditional upon:

- a) the Borrower paying to EIB the amount of EUR 350,000 (three hundred and fifty thousand euros) by no later than 10 (ten) Business Days from the date of this letter.
- b) the Borrower paying to EIB interest in respect of the Loan at a nominal interest rate equivalent to the Rate of Interest currently applicable in respect of the Loan plus an additional margin of 0.50% (zero point fifty percent) per annum (the "EIB Guarantor Default Margin"), with effect from the latest Payment Date, i.e. from December 15, 2009 and, subject to (ii) and (iii) below, until full repayment of the Loan and unconditional payment of all amounts due thereunder.

(expressed in euro)

**6 Interest Receivable from Affiliate**

	<b>2011</b>	<b>2010</b>
Tranche A - Loan 6.65% to Euroscut	318,831	318,831
Tranche B - Loan 6.75% to Euroscut	<u>337,807</u>	<u>365,625</u>
	<u>656,638</u>	<u>684,456</u>

**7 Intercompany Receivable**

	<b>2011</b>	<b>2010</b>
Euroscut Sociedad Concessionária da Scut do Algarve, S.A., Lisbon	<u>47,350</u>	<u>35,060</u>

**8 Cash at Banks**

	<b>2011</b>	<b>2010</b>
Citibank Amsterdam	<u>2,657,672</u>	<u>2,933,800</u>

At December 31, 2011 and December 31, 2010 all cash and cash equivalents are freely available to the Company.

**9 Equity**

The authorized share capital of the Company is EUR 90,000 divided into 90,000 shares of EUR 1 each. At balance sheet date a total of 18,000 shares were issued and fully paid.

Movements in the equity accounts are as follows:

	<b>2010</b>	<b>Changes for the Year</b>	<b>Dividend</b>	<b>2011</b>
Issued and fully paid up share capital	18,000	0	0	18,000
Retained earnings	1,763,546	463,392	0	2,226,938
Net result for the previous year	463,392	(463,392)	0	0
Net result for the year	0	458,316	0	458,316
Total Equity	2,244,938	458,316	0	2,703,254

**10 Loan Tranches A and B Payable**

	<b>2011</b>	<b>2010</b>
<b>Tranche A - Guaranteed 6.40% Bonds</b>		
EUR 126,500,000 from July 2, 2001 until June 15, 2027 at a rate of 6.40%		
Opening balance	101,453,000	101,453,000
Reclassification current liabilities	<u>0</u>	<u>0</u>
	101,453,000	101,453,000

(expressed in euro)

**Tranche B - European Investment Bank**

Facility: EUR 130,000,000 from July 2, 2001 until December 15, 2025 at a rate of 6.50%	120,109,000	130,000,000
Reclassification current liabilities	<u>(1,669,000)</u>	<u>(9,891,000)</u>
	118,440,000	120,109,000
	<u>219,893,000</u>	<u>221,562,000</u>

The Company has raised funds through loans and bonds. In relation to these raised funds Citibank N.A. Lisbon has been appointed as 'Security Trustee' for the bonds listed on the Luxembourg Stock Exchange. The EIB acts as credit party and Syncora, a New York stock insurance company as 'Guarantor' of these loans and bonds.

On November 8, 2011, by means of an agreement of release and assignment, made between Syncora and EIB, Syncora has assigned to EIB all of its right, title, interest and benefit, present and future, in, to and under the fee payments due from Algarve after November 8, 2011 pursuant to the fee letter dated July 2, 2011 in respect to the EIB guarantee agreements (hereinafter referred to as the "Fee Letter").

Algarve has been authorized and instructed henceforth to deal with EIB in relation to the rights from Syncora to the payment under the Fee Letter without further reference to Syncora.

The loan is divided into two tranches as follows:

**Tranche A**

The EUR 126,500,000 Guaranteed Bonds of Algarve were issued on July 2, 2001. The bonds mature June 15, 2027 and bear annual interest of 6.40% payable in December of each year and capital is repaid over 18 variable instalments. The first instalment had taken place on December 15, 2006 and the last will take place on June 15, 2027. The loan was obtained to finance the construction of motorway stretches.

**Tranche B**

The agreement foresees that the funds which were received from a loan due to EIB of EUR 130,000,000 bearing interest at 6.50% p.a. payable in December of each year, may be ceded to Euroscut. This loan is incurred to finance the construction of road stretches.

Repayment of capital is expected to take place in 15 annual variable amount installments, with the first one due December 15, 2011 and the last one due December 15, 2025. Due to the downgrade of Syncora the interest has increased by 0.50% as per December 31, 2009. This increase has been taken into account in this Annual Report.

<b>Loan tranches repayment schedule</b>	<b>Term 1 year</b>	<b>Term 1-5 year</b>	<b>Term &gt; 5 years</b>
Tranche A - Guaranteed 6.40% Bonds	0	1,290,300	100,162,700
Tranche B - European Investment Bank	1,669,000	37,938,000	80,502,000

**11 Interest Payable Loan Tranches A and B**

	<b>2011</b>	<b>2010</b>
Tranche A - Bonds 6.40%	306,845	306,845
Tranche B - European Investment Bank 6.50%	<u>325,295</u>	<u>352,083</u>
	<u>632,140</u>	<u>658,928</u>

**12 Accounts Payable and Accrued Expenses**

	<b>2011</b>	<b>2010</b>
Accounts payable	0	1,300
Accrued audit fees	17,850	8,925
Accrued tax advisory fees	2,065	2,500
Accrued accounting fees	1,193	1,534
Accrued legal fees	11,900	11,900
Accrued general expenses	<u>2,081</u>	<u>1,673</u>
	<u>35,089</u>	<u>27,832</u>

**13 Fair Value Financial Instruments**

The fair value of the Bonds with amortized cost of EUR 101,453,000 has been determined on the basis of its listing at the Luxembourg Stock Exchange. The rate as at December 31, 2011 quotes the Bonds at 117.94% (2010: 117.94%). The rate has remained unchanged since February 23, 2007 as these bonds have not been traded since said date. On the basis that both loans were obtained at the same date, it is assumed that the development in the fair value of the bank loan is of a similar nature.

The fair value of the loans granted to an affiliated party is based on the discounted cash flows of future loan repayments and interest payments. The discount rate applied is based on the calculated market rates for the loans obtained and approximates 4.49% for Tranche A and 3.63% for Tranche B as at December 31, 2011.

As a result the net fair value at December 31, 2011 of the loans obtained and granted represents the discounted value of the 0.25% margin between the interest rates on the loans obtained and the interest rates on the loans granted, amounting to approximately EUR 4.3 million.

	<u>Book value</u>	<u>Fair value</u>
<b>Instruments receivable</b>		
Tranche A Loan balance	101,453,000	122,032,387
Tranche B Loan balance	120,109,000	<u>143,532,263</u>
		265,564,650
<b>Instruments payable</b>		
Tranche A Loan balance @ 117.94%	(101,453,000)	(119,653,668)
Tranche B Loan balance @ 117.94%	(120,109,000)	<u>(141,656,555)</u>
		<u>(261,310,223)</u>
Net Fair Value		<u>4,254,427</u>

Analysis of the bond quote

The rate used to calculate the fair value of the bonds has remained unchanged since February 23, 2007, as these bonds have not been traded since said date. Taking into account the consequences of the worldwide economic downturn it seems likely that the rate has changed in the last three years.

We have made several calculations with different rates of the bond quote to reflect some alternative fair values in these Annual Accounts. The calculations reflect the impact of a significant decrease or increase of the bond quote. The analysis shows that substantial differences in the bond quote have a limited effect on the fair market value.

Bond quotes	Fair value 0.25% margin	Variance to fair value 117.94%
Bond quote of 100.00%	3.8 million	88%
Bond quote of 110.00%	4.0 million	93%
Bond quote of 117.94%	4.3 million	100%
Bond quote of 120.00%	4.3 million	101%
Bond quote of 130.00%	4.6 million	107%

The issue price of the Bonds was 100 per cent. The Bonds are unconditionally and irrevocably guaranteed as the scheduled payments of principal and interest in respect to the Bonds and as to certain additional amounts in respect to the withholding taxes in the Netherlands in respect of the Bonds pursuant to a financial guaranty issued by Syncora.

In 2001, the bonds have been rated AAA by Standard & Poor's Ratings Services, a division of The McGraw-Hill Companies, Inc. (hereinafter referred to as "S&P"). This rating was based solely upon the financial strength of Syncora. A credit rating is not a recommendation to buy, sell or hold securities and may be subject to revision, suspension or withdrawal at any time. Although with some intermediary steps, the S&P rating for the Bonds was changed from 'BBB-' to 'Not Rated' on November 18, 2008.

The issued investment grade ratings for Ferrovial S.A. are:

Standard & Poor:                    BBB-, outlook: stable  
Fitch:                                    BBB-, outlook: stable

On November 8, 2011, by means of an agreement of release and assignment, made between Syncora and EIB, Syncora has assigned to EIB all of its right, title, interest and benefit, present and future, in, to and under the fee payments due from Algarve after November 8, 2011 pursuant to the fee letter dated July 2, 2011 in respect to the EIB guarantee agreements (hereinafter referred to as the "Fee Letter").

Algarve has been authorized and instructed henceforth to deal with EIB in relation to the rights from Syncora to the payment under the Fee Letter without further reference to Syncora.

The Group's treasury department was unable to calculate a fair value market value for the Bonds, they have no information available from companies with a similar bond/loan structure as Algarve and the valuation of the bonds by an external valuation specialist would cause a disproportional amount of costs.

<b>14 Interest Income Loan Tranches A and B</b>	<b>2011</b>	<b>2010</b>
<b>Tranche A - Loan 6.65% to Euroscut</b>		
Facility: EUR 126,500,000 from July 2, 2001 until June 15, 2027 at a rate of 6.65%	6,746,624	7,287,952
<b>Tranche B - Loan 6.75% to Euroscut</b>	8,747,182	8,802,083
Facility: EUR 130,000,000 from July 2, 2001 until December 15, 2025 at a rate of 6.75%		
	<u>15,493,806</u>	<u>16,090,035</u>
<b>15 Interest Expense Loan Tranches A and B</b>	<b>2011</b>	<b>2010</b>
<b>Tranche A - Guaranteed 6.40% Bonds</b>		
EUR 126,500,000 from July 2, 2001 until June 15, 2027 at a rate of 6.40%	6,492,992	7,013,969
<b>Tranche B - European Investment Bank</b>	8,423,212	8,477,083
Facility: EUR 130,000,000 from July 2, 2001 until December 15, 2025 at a rate of 6.50%		
	<u>14,916,204</u>	<u>15,491,052</u>
<b>16 General and Administrative Expenses</b>	<b>2011</b>	<b>2010</b>
Guarantee expenses (Syncora/EIB)	(375,698)	(390,000)
Audit fees	(22,777)	(15,644)
Management fees	(32,745)	(39,525)
Accounting fees	(15,240)	(14,280)
Tax advisory fees	(9,804)	(3,885)
Waiver fees	0	(350,000)
General expenses	(6,930)	(5,392)
Legal & Professional fees	(5,133)	(1,040)
	<u>(468,327)</u>	<u>(819,766)</u>
<b>17 On-charge Expenses to Euroscut</b>	<b>2011</b>	<b>2010</b>
Guarantee expenses (Syncora/EIB)	375,698	390,000
Audit fees	22,777	15,644
Management fees	32,745	39,525
Accounting fees	15,240	14,280
Tax advisory fees	9,804	3,885
Waiver fees	0	350,000
General expenses	6,930	5,392
Legal & Professional fees	5,133	1,040
	<u>468,327</u>	<u>819,766</u>

(expressed in euro)

Based upon paragraph 7.4 of the July 2, 2001 Loan Agreement between Algarve and Euroscut all fees, expenses and other amounts in reference to the financing will be on-charged to the borrower of the loan.

## 18 Corporate Income Tax

The corporate income tax is based on the fiscal result. The applicable tax rates are 20% over the first EUR 200,000 and 25% over the surplus.

	<i>2011</i>	<i>2010</i>
Corporate income tax	<u>139,360</u>	<u>144,458</u>
	<u>139,360</u>	<u>144,458</u>

## 19 Auditor's fee

In accordance with Section 2:382a(1) and (2) of the Dutch Civil Code the audit fee for the auditors of Deloitte is as follows:

	<i>12/31/2011</i>		
	Fee Deloitte Accountants B.V.	Fee other Deloitte companies	Total Fee Deloitte
Audit of the annual accounts	13,277	0	13,277
Audit of the accounts as per June 30, 2011	9,500	0	9,500
Other audit engagements	<u>0</u>	<u>0</u>	<u>0</u>
<b>Total</b>	<u>22,777</u>	<u>0</u>	<u>22,777</u>

	<i>12/31/2010</i>		
	Fee Deloitte Accountants B.V.	Fee other Deloitte companies	Total Fee Deloitte
Audit of the annual accounts	19,140	0	19,140
Other audit engagements	<u>0</u>	<u>0</u>	<u>0</u>
<b>Total</b>	<u>19,140</u>	<u>0</u>	<u>19,140</u>

## 20 Directors and Employees

The remuneration of the Board of Managing Directors for the period ended December 31, 2010 and December 31, 2011 is as follows:

	<b>2011</b>	<b>2010</b>
Trust International Management (T.I.M.) B.V.	693	693
Europe Management Company B.V.	693	693
Management Company Strawinsky B.V.	693	693
F.J. Clemente Sanchez	0	0
M.A. Cabrera Morales	0	0
V. Domingues dos Santos	0	0
<b>Total:</b>	<u>2,080</u>	<u>2,080</u>

There are no options granted and no assets are available to the members of the Board of Managing Directors. There are no loans outstanding to the members of the Board of Managing Directors and no guarantees given on behalf of members of the Board of Managing Directors.

The Company has no employees (2010: 0).

## 21 Supervisory Board

The remuneration (accrual) of the Supervisory Board is as follows:


	<b>12/31/2011</b>
D. Haarsma, Chairman	5,950
P. van Maurik	5,950
<b>Total:</b>	<u>11,900</u>

There are no options granted and no assets are available to the members of the Supervisory Board. There are no loans outstanding to the members of the Supervisory Board and no guarantees given on behalf of members of the Supervisory Board.


The Board of Managing Directors and the Supervisory Board have signed the annual accounts pursuant to their statutory obligations under Articles 210 of Book 2 of the Dutch Civil Code and Article 5:25c(2)(c) Financial Markets Supervision Act.

Amsterdam, April 20, 2012


The Board of Managing Directors,




Trust International Management (T.I.M.) B.V.  
As: Managing Director A




F.J. Clemente Sanchez  
As: Managing Director B



Management Company Strawinsky B.V.  
As: Managing Director A



M.A. Cabrera Morales  
As: Managing Director B



Europe Management Company B.V.  
As: Managing Director A



V. Domingues dos Santos  
As: Managing Director B

The Supervisory Board,



D. Haarsma



P. van Maurik

## Other Information

### **1 Statutory Rules Concerning Appropriation of Result**

The allocation of profits accrued in a financial year shall be determined by the Shareholders' Body. If the Shareholders' Body does not adopt a resolution regarding the allocation of the prior to or at the latest immediately after the adoption of the annual account, the profits will be reserved.

Distribution of profits shall be made after adoption of the annual accounts if permissible under the law given the contents of the annual accounts.

The Shareholders' Body may resolve to make interim distributions on Shares and/or to make distributions on Shares at the expense of any reserve of the Company. In addition, the Management Board may decide to make interim distributions on Shares. Distributions on Shares shall be made payable immediately after the resolution to make the distribution, unless another date of payment has been determined in the resolution.

### **2 Proposed Appropriation of Result for the Financial Year 2011**

The Board of Managing Directors proposes, with the approval of the Supervisory Board, that the result for the financial year 2011 amounting to EUR 458,316 should be transferred to reserves, without payment of dividend. Due to uncertainty of the social and economical developments in the Algarve region, the Board of Managing Directors proposes to increase the reserves of the Company to have a buffer to withstand any financial difficulties.

### **3 Post Balance Sheet Events**

We are not aware of any post balance sheet event.

### **4 Independent Auditor's Report**

Reference is made to the independent auditors' report as included hereinafter.

Algarve International B.V.  
Naritaweg 165  
1043 BW Amsterdam  
The Netherlands  
Telephone: +31 (0) 20 572 2300  
Fax: +31 (0) 20 572 2650

[www.algarveinternational.eu](http://www.algarveinternational.eu)  
Trade Register number: 34155411

*This yearly report is also available on*  
[www.algarveinternational.eu](http://www.algarveinternational.eu)

## Independent auditor's report

To the shareholders of Algarve International B.V.

### Report on the financial statements

We have audited the accompanying financial statements of Algarve International B.V., Amsterdam, which comprise the balance sheet as at December 31, 2011, the income statement for the year then ended and the notes, comprising a summary of the accounting policies and other explanatory information.

### Management's responsibility

Management is responsible for the preparation and fair presentation of these financial statements and for the preparation of the Report of the Board of Managing Directors, both in accordance with Part 9 of Book 2 of the Dutch Civil Code. Furthermore Management is responsible for such internal control as it determines is necessary to enable the preparation of the financial statements that are free from material misstatement, whether due to fraud or error.

### Auditor's responsibility

Our responsibility is to express an opinion on these financial statements based on our audit. We conducted our audit in accordance with Dutch law, including the Dutch Standards on Auditing. This requires that we comply with ethical requirements and plan and perform the audit to obtain reasonable assurance about whether the financial statements are free from material misstatement.

An audit involves performing procedures to obtain audit evidence about the amounts and disclosures in the financial statements. The procedures selected depend on the auditor's judgment, including the assessment of the risks of material misstatement of the financial statements, whether due to fraud or error.

In making those risk assessments, the auditor considers internal control relevant to the entity's preparation and fair presentation of the financial statements in order to design audit procedures that are appropriate in the circumstances, but not for the purpose of expressing an opinion on the effectiveness of the entity's internal control. An audit also includes evaluating the appropriateness of accounting policies used and the reasonableness of accounting estimates made by Management, as well as evaluating the overall presentation of the financial statements.

We believe that the audit evidence we have obtained is sufficient and appropriate to provide a basis for our audit opinion.

## **Opinion with respect to the financial statements**


In our opinion, the financial statements give a true and fair view of the financial position of Algarve International B.V. as at December 31, 2011 and of its result for the year then ended in accordance with Part 9 of Book 2 of the Dutch Civil Code.

## **Report on other legal and regulatory requirements**

Pursuant to the legal requirement under Section 2:393 sub 5 at e and f of the Dutch Civil Code, we have no deficiencies to report as a result of our examination whether the Report of the Board of Managing Directors, to the extent we can assess, has been prepared in accordance with Part 9 of Book 2 of this Code, and whether the information as required under Section 2:392 sub 1 at b-h has been annexed. Further we report that the Report of the Board of Managing Directors, to the extent we can assess, is consistent with the financial statements as required by Section 2:391 sub 4 of the Dutch Civil Code.

Amsterdam, April 20, 2012

Deloitte Accountants B.V.



J. Penon